Smart PTZ Camera

Operation Instruction

1

Product appearance

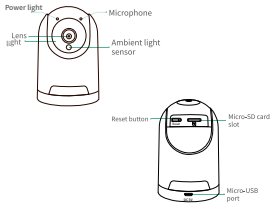

2

Install the camera

(1) Select a good spot for your camera

Select a good spot for your camera, please install the camera in a position where its view is not blocked and ensure that it is within the coverage of the Wi-Fi network.

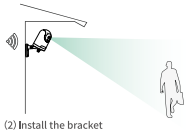

(2) Install the bracket

Fix the camera to a desired location. You can directly place the camera on a flat surface, or fix the bracket to the wall or ceiling by screws, and then screw the camera to the fixed base.

3

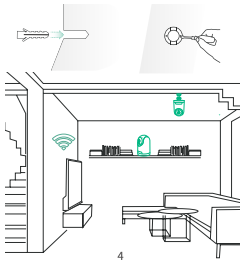

4

Download and install the App

The camera supports Android and iOS App. For your best experience, please scan the QR code below, and follow the instruction to complete the user registration.

Scan the code to download the APP

vicohome

Set up the camera

Click the "Add Camera Now"in the App and enter the Wi-Fi network name and password that you want the camera to connect. Target the camera at the QR code of the mobile App, with a distance of about 20cm(about 7 inches) until the camera emits a "Di"sound, which represents the scanning is succeeded and the pairing is started.

5

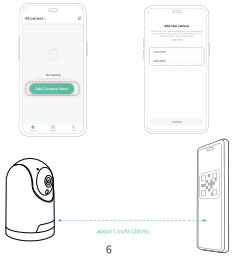

6

Unbinding Device

If this device has been connected to other Wi-Fi or has been bound by other users, you need to unbind the device before rebinding.
Device unbinding method: After the device is powered on and self-checked, press and hold the reset button of the device for 5 seconds, the device will be reset and unbound.

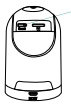

Share the camera

1) Find the camera you want to share on the App homepage or camera setting page. Click the share button and enter the sharing page.

2) Click "Invite", and a QR code will be generated for sharing.

3) For the members you need to share, find "Add a Friend's Camera"on the "User"page to enter the scanning page.

4) Scan the QR code on your mobile phone, and you will receive the confirmation notification after success. The sharing will be completed after you agree.

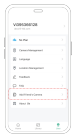

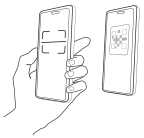

Packing list

1. Camera*1
2. Bracket*1
3. Power cable*1
4. Power adapter*1
5. Mounting kit*1
6. Operation instruction*1

Product specification

Item	Specification
Horizontal angle	355°
Vertical angle	110°
Camera Lens	Field of view 100°
Image resolution	1080P
Video bit rate	Adaptive
Image coding standard	H.264/H.265
Audio	Duplex two-way audio intercom
Storage media	Micro SD card (Up to 128GB)
Night vision light source	Infrared light
Network	Wi-Fi (2.4GHz 802.11b/g/n)
Power	DC 5V/1.5A
Operating temperature	-10°C ~ 45°C
Size(LxWxH)	109mm (L) *74mm (w) *74mm (H)

Regulatory Compliance

FCC Statements

This device complies with Part 15 of the FCC Rules. Operation is subject to the following two conditions: (1) this device may not cause harmful interference, and (2) this device must accept any interference received, including interference that may cause undesired operation.

Caution: The user is cautioned that changes or modifications not expressly approved by the party responsible for compliance could void the user's authority to operate the equipment.

NOTE: This equipment has been tested and found to comply with the limits for a Class A digital device, pursuant to part 15 of the FCC Rules. These limits are designed to provide reasonable protection against harmful interference when the equipment is operated in a commercial environment. This equipment generates, uses, and can radiate radio frequency energy and, if not installed and used in accordance with the instruction manual, may cause harmful interference to radio communications. Operation of this equipment in a residential area is likely to cause harmful interference in which case the user will be required to correct the interference at his own exoense.

RF Radiation Exposure Statement:
This equipment complies with FCC radiation exposure limits set forth for an uncontrolled environment. This equipment should be installed and operated with a minimum distance of 20cm between the radiator and any part of your body.

LVD/EMC Directive

CE This product complies with the European Low Voltage Directive 2014/35/EU and EMC Directive 2014/30/EU.

WEEE Directive-2012/19/EU

The product this manual refers to is covered by the Waste Electrical &Electronic Equipment (WEEE) Directive and must be disposed of in a responsible manner.